

Andrews University
Seventh-day Adventist Theological Seminary
Department of Discipleship and Religious Education

2-SESSION WORKSHOP:
SHARING YOUR FAITH

A Paper
Presented in Partial Fulfillment
of the Requirements for the Course
DSRE 610 Teaching for Discipleship

By
Matthew L. Tinkham, Jr.

July 3, 2014

Sharing Your Faith

*A training seminar on practical methods of
personal evangelism and soul-winning*

Matthew L. Tinkham, Jr.

Sessions:

Session I: Sharing YOUR Personal Testimony

Session II: Presenting the Gospel

Purpose:

The purpose of this seminar is to equip church members with practical evangelistic methods in order to help them feel more comfortable when witnessing for Christ.

Overall Desired Learning Outcomes:

Knowledge

As a result of this seminar, participants will:

1. Understand their unique calling in Christ to give witness of His character in the Great Controversy.

Skills and Behaviors

As a result of this seminar, participants will be able to:

2. Share their faith competently with their family, friends, and co-workers who are not Seventh-day Adventists.

Attitudes, Values, and Commitments

As a result of this seminar, participants will:

3. Experience a sense of camaraderie as they practice personal witnessing methods with one another.
4. Feel more confident and comfortable to share their faith with others.

Target Audience:

This seminar is aimed at young adults and adults interested in learning how to share their faith with others.

Location:

This seminar can be held in a Sabbath School room or fellowship hall that is equipped with a projector, projection screen, whiteboard, few tables, and sufficient chairs for participants. The chairs should be setup in rows facing the projection screen and whiteboard, yet should be easily moveable for the planned participant activities.

Time:

The seminar will take place on a Sabbath afternoon following a fellowship meal. Each of the two sessions will be 90 minutes long with breaks in between them.

SESSION I: Sharing YOUR Personal Testimony

Matthew Tinkham, Jr.

Overall Desired Learning Outcomes:

Knowledge

As a result of this seminar, participants will:

1. Understand their unique calling in Christ to give witness of His character in the Great Controversy.
2. Know the basic structure (4 parts) of the personal salvation testimony.
3. Understand that the personal testimony is the most powerful witnessing tool available to reach secular post-moderns.

Skills and Behaviors

As a result of this seminar, participants will be able to:

4. Organize their personal salvation testimonies into a 4-part structure and effectively share it with unbelievers.

Attitudes, Values, and Commitments

As a result of this seminar, participants will:

5. Experience a sense of camaraderie as they practice their personal testimonies with one another.
6. Sense their need of a daily personal relationship with God so that they can truly be first-hand witnesses for Him.
7. Feel more confident and comfortable to share their faith with others.

Materials Needed:

- Tables
- Chairs
- Projector
- Projector Screen
- Computer
- Power Cord
- VGA Cable
- Macintosh VGA Adaptor
- PowerPoint Presentation: "Sharing YOUR Personal Testimony"
- Whiteboard and Dry-erase Markers
- Pencils/Pens
- Paper
- Bibles
- "Sharing YOUR Personal Testimony" Handouts

Lesson Plan:

Learning Strategy	Time	Learning Outcome(s)	Leader Notes
Opening Ceremonies <i>Materials:</i> “Sharing YOUR Personal Testimony” Handout	2 min.		<ul style="list-style-type: none"> • Welcome everyone to the seminar and briefly introduce the topic. <ul style="list-style-type: none"> ○ In this seminar we will learn how to share our faith with others. ○ This first session’s topic is “Sharing YOUR Personal Testimony.” • Distribute the “Sharing YOUR Personal Testimony” handout. (see attached handout) • Pray for the Holy Spirit’s presence and guidance in the seminar session.
Whiteboard Share What is Christian Witnessing? <i>Materials:</i> Whiteboard Dry-erase markers Bibles Pencils/Pens Paper	15 min.	1, 5, 6	<ul style="list-style-type: none"> • Have two participants read Revelation 12:7-9 and Acts 1:8 out loud. <ul style="list-style-type: none"> ○ “And <u>war</u> broke out in heaven: Michael and his angels fought with the dragon; and the dragon and his angels fought, but they did not prevail, nor was a place found for them in heaven any longer. So the great dragon was cast out, that serpent of old, called the Devil and Satan, who deceives the whole world; he was cast to the earth, and his angels were cast out with him.” ○ “But you shall receive power when the Holy Spirit has come upon you; and you shall be <u>witnesses to Me</u> in Jerusalem, and in all Judea and Samaria, and to the end of the earth.” • Q: What is Christian witnessing? What does it mean to be a witness for Christ? • Break up the participants into 5 groups of 5-6 participants and have them construct a working definition of Christian witnessing. Encourage them to use the Bible as a resource in forming their definitions. • Once each group has agreed upon its definition, have a participant of each group come to the whiteboard and write their definition on the board.

			<ul style="list-style-type: none"> • Afterward, discuss the definitions highlighting the important elements of the definitions in Christian witnessing.
Direct Instruction Witnessing in the Context of the Great Controversy <i>Materials:</i> PowerPoint Presentation	8 min.	1, 6	<ul style="list-style-type: none"> • Provide direct instruction through sections A and B in the handout emphasizing the following: <ul style="list-style-type: none"> ○ The importance of the unique call to witness that Jesus has extended to each one of us and ○ The need for a daily personal relationship with Jesus in order to have to witness about. • Have participants fill in the blanks on the handout throughout the direct instruction.
Direct Instruction Personal Testimonies as a Tool in Christian Witnessing <i>Materials:</i> PowerPoint Presentation	7 min.	3, 4	<ul style="list-style-type: none"> • Provide direct instruction through sections C, D, and E in the handout. • Have participants fill in the blanks on the handout throughout the direct instruction.
Illustration My First “Bible Study” with the Gann’s	3 min.	1, 6	<ul style="list-style-type: none"> • Share my experience of giving my personal salvation testimony during my first Bible study with Jerry and Angela Gann. (see attached illustration)
Modified Jigsaw The 4-part Structure of Personal Salvation Testimonies	12 min.	2, 5	<ul style="list-style-type: none"> • Break up the participants into groups of 4. Have each participant in the group select one of the 4 parts of a personal salvation testimony to teach to the others in their group. <ul style="list-style-type: none"> ○ First each participant in the group will read their selected part from section F in the handout. ○ Then the participants will take turns in their group teaching the others about their particular part in order from 1 to 4. • After all the groups are finished, reconvene as a whole group and summarize the 4-part structure by drawing the figure from section F on the board.
Think-Discussion Identifying the 4-	10 min.	2, 5	<ul style="list-style-type: none"> • Have participants look at the example testimony in the handout. Skim through

part Structure of Personal Salvation Testimonies <i>Materials:</i> Bibles Pencils/Pens Paper			Paul's personal salvation testimony in Acts 22:3-21 pointing out its 4-part structure. <ul style="list-style-type: none"> ○ Before Christ: Acts 22:3-5 ○ Acceptance of Christ: Acts 22:6-11 ○ After Christ: Acts 22:12-21 ○ Close: none <ul style="list-style-type: none"> • Then have participants individually read through Daniel 4 and identify its 4-part structure. • Once participants have had time to read the passage, have them work together as a whole group in discussion to outline Nebuchadnezzar's personal salvation testimony into its 4 parts. <ul style="list-style-type: none"> ○ Before Christ: Daniel 4:4-33 ○ Acceptance of Christ: Daniel 4:34-35 ○ After Christ: Daniel 4:36-37a ○ Close: Daniel 4:37b
Direct Instruction Thou Shalt's and Thou Shalt Not's of Sharing Personal Testimonies <i>Materials:</i> PowerPoint Presentation	8 min.	4	<ul style="list-style-type: none"> • Provide direct instruction through sections G, H, and I in the handout. • Have participants fill in the blanks on the handout throughout the direct instruction.
Role Play & Discussion My Personal Salvation Testimony	7 min.	2, 4, 5, 6, 7	<ul style="list-style-type: none"> • Have a volunteer come forward and pretend to be a non-Christian co-worker of mine who has asked me about my constant positive attitude and kindness at work. • Share my personal salvation testimony using the 4-part structure with the volunteer as I would in a "real life" situation in order to provide a model for participants. (see attached testimony) • Ask participants to identify the 4 parts of my personal salvation testimony and share their reaction to my demonstration.
Think-Pair-Share Practicing Personal Salvation Testimonies	20 min.	2, 4, 5, 6, 7	<ul style="list-style-type: none"> • Have the participants break up into pairs. • Instruct each participant to take about 10 minutes to write out his or her personal

<p><i>Materials:</i> Pencils/Pens Paper</p>			<p>salvation testimony using the 4-part structure discussed. The testimony should take no longer than 5 minutes to share.</p> <ul style="list-style-type: none"> • Then have each participant utilize 20 minutes to take turns sharing their personal salvation testimony and provide feedback to each other for what worked well and what could be improved. <ul style="list-style-type: none"> ○ 5 minutes each for sharing the testimony ○ 2.5 minutes each for providing feedback ○ 15 minutes total • Write the following questions on the whiteboard to guide the pairs on what they should discuss during the feedback/debriefing portion of this activity. <ul style="list-style-type: none"> ○ Q: What worked well when sharing your personal testimony? ○ Q: What could be done to improve the sharing of your personal testimony? ○ Q: What lessons about sharing your personal testimony did you extract from this experience?
<p>Prayer & Evaluation</p>	<p>3 min.</p>	<p>1</p>	<ul style="list-style-type: none"> • Conclude with a brief corporate prayer that God will provide each participant with an opportunity to share his or her personal salvation testimony with someone who isn't a Seventh-day Adventist. • Distribute the evaluation forms. • Ask participants to complete and submit the evaluation forms before the second session begins. • Dismiss participants for a 10-minute break.

Total Time: 90 minutes

Session I Evaluation Form:

1. What was most helpful thing you learned from this session about personal testimonies?

2. How do you see yourself applying what you learned about personal testimonies in your relationships with God and others?

Session I Illustration: My First “Bible Study” with the Gann’s

Angela Gann had visited my local church one Sabbath that I had been out of town and had signed the guest book. As the Bible worker for the church, it was my responsibility to follow-up with all of our visitors who signed the guest book and thank them for visiting our church. Sometimes I did this over the phone, but many times I did a quick 5 to 10 minute home visit and left them with some kind of a gift, usually a spiritual book.

In this case, I followed-up with Angela over the phone and she expressed her interest in receiving in-home Bible studies. I was very excited about this and set up a time when I could meet with her and her husband, Jerry. I was pretty intimidated by this particular couple. First, Jerry wasn’t much interested in the Bible studies to begin with; Angela was the one who was interested. Secondly, Jerry was a professor of religion in his denomination and taught a Sunday school class every weekend. Jerry was well educated and this made me nervous. *This guy probably knows much more about the Bible than me. How could I ever ‘teach’ him?* But I asked for God’s help.

A church member and I showed up at Jerry and Angela’s home. I was all prepared with my lesson plan on Nebuchadnezzar’s dream in Daniel 2 and had study guides ready for them. After the initial greetings and small talk, we sat in the living room to have the Bible study. And just as I began to introduce the topic for that evening, Angela interrupted me. “Before you share anything with us I’d like to hear your personal testimonies.” This request startled me. I wasn’t prepared to do that; I had planned to give them a Bible study on Daniel 2. I tried to redirect the conversation, but Angela insisted that we share our testimonies before we do any Bible study.

So I shared my personal testimony and so did the church member that I had brought with me. Angela was overjoyed to hear how we came to know Christ and how we had a personal relationship with Him that we were living out in our everyday life. Following our testimonies Angela and then Jerry shared theirs. Needless to say, we never did get to do the Bible study that evening. However, before we left I asked Angela why she was so persistent to hear our testimonies before we began any Bible studies. She replied that she wanted to confirm that we had a real experience with Jesus before we were to teach her from the Bible.

The next week I began our Bible studies. We met every week until I had to move away. Angela and Jerry had accepted some of the Adventist doctrines before I left. The last I heard from the church member who continued the studies with them was that they were making slow but steady progress, having even accepted some of our distinctive doctrines like the investigative judgment and the state of the dead.

I share this story with you to demonstrate that our testimonies are our credentials that qualify us to share the gospel with others. Those we want to share with must understand that we have been converted to Christ and are living every day with Him in a vibrant living relationship.

Session I Role Play: My Personal Salvation Testimony

1. Before I Met Jesus

I was born into an active Christian family (Seventh-day Adventist), but not long after his birth, my parents' marriage began to go down hill. Around the age of five, my parents divorced, and it wasn't long after that my mother left the church. Since I was under her custody, I left the church as well.

I grew up in a worldly environment and with that came a deep, seemingly bottomless, pit of void in my heart. My biggest struggles were dealing with the all the anger and hurt that came from my severally broken family and wrestling to find purpose and meaning to my seemingly vain and purposeless life. I was somewhat depressed, unsatisfied with life, and I felt empty. I spent many years attempting to fill this void in my heart with all kinds of things (heavy metal music, bad relationships, worldly entertainment, etc.) to no avail.

2. My Conversion to Christ

It wasn't until the summer before my freshman year of high school that light began to enter my dark world. My mother ran into an old classmate of hers that she went to school with at the Christian academy from which she had graduated. He just happened now to be a pastor. They struck up a friendship again and it wasn't long before they began to date. Not much later, he invited us back to church. We were very hesitant, but still agreed to accompany him.

It was during this time that I was also faced with the decision of where I would attend high school. We had just moved out of zone from the public school system that I grew up attending which prohibited me from attending the high school that all my friends were going to attend. The options were to go to the local public high school or find a private school to attend since private schools have no zoning regulations for attendance. I wanted to go to the public high school, but my mother relentlessly pushed to have me attend the Christian academy from which she had graduated. She feared the well-known bad peer influences of the public high school might encourage me to get involved in drugs or illicit sexual activity. So I gave in to my mother's persistence and began attending the Christian academy.

During the first few weeks of school I noticed that my new peers at the Christian academy were much different from those at my old public school. They seemed to have purpose, drive, and meaning in their lives. They appeared to have something for which to live. During those first few weeks one of my new classmates lost her father to a heart attack. Even through this tragedy that had occurred in her life, she maintained an unending joy and a peace that surpasses all understanding in her life. I just couldn't understand how she could have such joy and peace during this challenging time for her family. This triggered me to begin asking questions of my peers. "From where does this type of peace come? How can I have meaning in life like these other teenagers?"

As I asked these questions, the resounding answer from the other academy students was a relationship with *Jesus Christ*. Within those first few weeks I decided that I wanted the benefits of a relationship with Christ, and so I surrendered my whole life to Him. Months later, I received my call from heaven to join the full-time Gospel Ministry as a pastor. God had filled

the void in my heart by giving me peace from the turmoil of my past and a passion and purpose for the future.

3. Today

Not long after my conversion I began preaching and teaching the Word of God and conducted my first Bible seminar in Chattanooga, Tennessee. I've had the opportunity to travel to many countries around the world (including countries like Ecuador, Cuba, Costa Rica, Greece, Argentina) for mission projects and to share the gospel of Jesus Christ and the Three Angels' Messages with countless numbers of people. Most recently, I've had the privilege of pastoring two churches in Atlanta, Georgia, and I am now studying at the theological seminary at Andrews University in Berrien Springs, Michigan to complete my Master of Divinity degree. God ever continues to fill my life with His unspeakable joy and peace and has placed a unique calling and purpose in my life to serve Him in full-time ministry. I now get my greatest fulfillment in life from my relationship with Jesus and serving Him by leading others into a saving relationship with Christ and to an experience of the transforming power of the Holy Spirit through the proclamation of the Word of God.

4. Conclusion

If you are experiencing a void in your heart that keeps you from experiencing true joy and peace like I have been about to experience in Jesus, I hope you will consider a relationship with Him too. He will fill your heart full with His love and replace your hopelessness and lack of direction with meaning and purpose. In fact, He will make you totally new like He has done for me. 2 Corinthians 5:17 says, "Therefore, if anyone is in Christ, he is a new creation; old things have passed away; behold, all things have become new." Would you like Christ to make you new like He has done for me?

SESSION II: Presenting the Gospel

Matthew Tinkham, Jr.

Overall Desired Learning Outcomes:

Knowledge

As a result of this seminar, participants will:

1. Become familiar with 5 different creative approaches to presenting the gospel.
2. Understand the importance of a confession of faith.
3. Understand the 5 parts of a sinner's prayer.

Skills and Behaviors

As a result of this seminar, participants will be able to:

4. Transition effectively a spiritual conversation into a gospel presentation.
5. Give engaging and creative gospel presentations to unbelievers.
6. Lead new believers in making a confession of faith.
7. Lead new believers in saying a sinner's prayer.

Attitudes, Values, and Commitments

As a result of this seminar, participants will:

8. Experience a sense of camaraderie as they practice giving gospel presentations with one another.
9. Feel more confident and comfortable to share their faith with others.
10. Commit to sharing their faith with others who are unbelievers.

Materials Needed:

- Tables
- Chairs
- Projector
- Projector Screen
- Computer
- Power Cord
- VGA Cable
- Macintosh VGA Adaptor
- PowerPoint Presentation: "Presenting the Gospel"
- Whiteboard and Dry-erase Markers
- Pencils/Pens
- Paper
- Bibles
- "Presenting the Gospel" Handout
- Key Rings
- Leather String
- Beads: Black, Red, White, Blue, Green, and Yellow

Lesson Plan:

Learning Strategy	Time	Learning Outcome(s)	Leader Notes
Opening Ceremonies	2 min.		<ul style="list-style-type: none"> • Welcome everyone to back to the last session of the seminar and briefly introduce the topic. <ul style="list-style-type: none"> ◦ This second session's topic is "Presenting the Gospel." • Distribute the "Presenting the Gospel" handout. (see attached handout) • Pray for the Holy Spirit's presence and guidance in the seminar session.
Direct Instruction Giving a Gospel Presentation <i>Materials:</i> PowerPoint Presentation	10 min.	4	<ul style="list-style-type: none"> • Provide direct instruction through sections A, B, and C in the handout. • Be sure to provide examples of launching statements. • Have participants fill in the blanks on the handout throughout the direct instruction.
Roundtable Constructing Launching Statements <i>Materials:</i> Paper Pencils/Pens	10 min.	4, 8, 9	<ul style="list-style-type: none"> • Have participants break up into groups of 4. • Have participants send around a piece of paper taking turns writing down sample launching statements that feel most natural for them to start a conversation with someone about the gospel until the time is up.
Demonstration The Gospel Keychain <i>Materials:</i> Key Rings Leather String Beads: Black, Red, White, Blue, Green, and Yellow	5 min.	1, 5, 9	<ul style="list-style-type: none"> • Using the key rings, leather string, and beads as well as the instructions in example 1 in the handout to demonstrate how to lead someone through a Gospel Keychain presentation.
Demonstration The Bridge Diagram <i>Materials:</i>	5 min.	1, 5, 9	<ul style="list-style-type: none"> • Have participants look at example 3 in the handout. • Demonstrate how to give a Bridge Diagram presentation making sure to draw the diagram on the whiteboard as you go along.

Whiteboard Dry-erase Markers			
Think-Pair-Share Practicing a Gospel Presentation <i>Materials:</i> Paper Pencils/Pens Key Rings Leather String Beads: Black, Red, White, Blue, Green, and Yellow	15 min.	1, 5, 8, 9	<ul style="list-style-type: none"> • Instruct each participant to come forward and gather the materials they need to do a Gospel Keychain presentation. <ul style="list-style-type: none"> ○ 1 key ring ○ 1 leather string ○ 1 of each color of beads • Have participants form pairs. One participant in each pair will practice giving a Gospel Keychain presentation and the other will practice giving a Bridge Diagram presentation and providing feedback to one another. <ul style="list-style-type: none"> ○ 5 minutes each for sharing the testimony ○ 2.5 minutes each for providing feedback • Write the following questions on the whiteboard to guide the pairs on what they should discuss during the feedback/debriefing portion of this activity. <ul style="list-style-type: none"> ○ Q: What worked well when sharing your personal testimony? ○ Q: What could be done to improve the sharing of your personal testimony? • Q: What lessons about sharing your personal testimony did you extract from this experience?
Demonstration 3 Other Gospel Presentations <i>Materials:</i> PowerPoint Presentation Whiteboard Dry-erase Markers	8 min.	1, 5, 9	<ul style="list-style-type: none"> • Briefly introduce participants to the 3 other examples of gospel presentations in the handout. • Then draw their attention to section D, emphasizing that there is no limit to one's creativity of how to give an effective gospel presentation.
Direct Instruction Confession of Faith <i>Materials:</i> PowerPoint Presentation	5 min.	2, 6	<ul style="list-style-type: none"> • Provide direct instruction through section E in the handout. • Be sure to go over examples of confessions of faith. • Have participants fill in the blanks on the handout throughout the direct instruction.
Brainstorm	5 min.	2, 6, 9	<ul style="list-style-type: none"> • After providing direct instruction and

Constructing Confessions of Faith <i>Materials:</i> Paper Pencils/Pens			examples of confessions of faith, have participants individually write down some sample confessions of faith that feel most natural for them to lead someone in saying.
Direct Instruction The Sinner's Prayer <i>Materials:</i> PowerPoint Presentation	3 min.	3, 7	<ul style="list-style-type: none"> • Provide direct instruction through section F in the handout.
Role Play Leading a Sinner's Prayer	4 min.	3, 7, 9	<ul style="list-style-type: none"> • Have a volunteer come forward and to assist me in a role-play of how to lead someone in a sinner's prayer.
Think-Pair-Share Practicing Leading a Sinner's Prayer	10 min.	3, 7, 8, 9	<ul style="list-style-type: none"> • Have participants form pairs and take turns leading each other in saying a sinner's prayer.
Concluding Prayer	5 min.	8, 10	<ul style="list-style-type: none"> • Appeal to the participants to make a commitment to sharing their faith with unbelievers that are in their sphere of influence. <ul style="list-style-type: none"> ○ Family ○ Friends ○ Co-workers • Have them break into pairs again to pray for each other to be given opportunities to share their personal testimonies and/or gospel presentations with others and to have the empowerment of the Holy Spirit when they witness for Christ. • Once the pairs are finished praying conclude with a very brief summary prayer.
Evaluation	3 min.		<ul style="list-style-type: none"> • Distribute the evaluation forms. • Ask participants to complete and submit the evaluation forms before they leave the seminar. • Encourage those who have questions to stay around and ask them. • Dismiss participants.

Total Time: 90 minutes

On the Sabbath afternoon following this seminar a door-to-door witnessing project will be scheduled. Participants will visit neighboring subdivisions around the church to pray with residents. Hopefully, some will have to opportunity to share their personal testimony with someone at the door if God provides such an opportunity.

Final Evaluation Form:

SD = Strongly Disagree; D = Disagree; N = Neutral; A = Agree; SA = Strongly Agree

Teacher Effectiveness:

	SD	D	N	A	SA
1. The presenter was prepared and organized.	1	2	3	4	5
2. The presenter encouraged participant involvement.	1	2	3	4	5
3. The seminar's content was relevant and applicable.	1	2	3	4	5
4. The seminar's activities contributed to my learning.	1	2	3	4	5
5. I now feel more equipped to engage in witnessing.	1	2	3	4	5

Learning Outcomes:

6. What is the most important thing you learned from this seminar on personal witnessing?

7. How will what you learned about personal witnessing impact your personal relationship with Jesus and others?

8. How could this seminar be improved for greater effectiveness?

9. Share any other feedback you'd like to provide.

~SESSION III~

SHARING YOUR PERSONAL TESTIMONY

Pastor Matthew L. Tinkham, Jr., BA



“Our confession of His faithfulness is Heaven’s chosen agency for revealing Christ to the world....That which will be most effective is the testimony of our own experience....These precious acknowledgements..., when supported by a Christlike life, have an irresistible power that works for the salvation of souls.”

–Ellen G. White, *The Desire of Ages*, p. 347

A. THERE’S WAR IN HEAVEN & GOD’S ON TRIAL

Revelation 12:7-9- “And war broke out in heaven: Michael and his angels fought with the dragon; and the dragon and his angels fought, but they did not prevail, nor was a place found for them in heaven any longer. So the great dragon was cast out, that serpent of old, called the Devil and Satan, who deceives the whole world; he was cast to the earth, and his angels were cast out with him.”

In this cosmic war for the throne of heaven Satan challenged the heavenly government placing God and His character on trial in the universe. Satan claims that God is an unjustly oppressive tyrant with a law that cannot be obeyed.

Satan is the _____ in this courtroom, God is the _____, and the universe is the _____. We are the _____.

What is a witness? _____

“A witness is a person who can give a first-hand account of something.”¹

“A witness is ‘one who can testify to the facts bearing on any specific question, because he has observed directly; also the attestation of the fact or facts involved...’”²

We are called to the judgment bar in the heavenly courtroom not only to give an account of our own life, but also to bare testimony to the true character of God and His law.

¹ Carlos Martin, *The Science of Soul Winning*, 1:19.

² Martin, *Turning the World Upside Down*, 8.

God's Character

1 John 4:8b- "He who does not love does not know God, for God is love."

Exodus 34:6- "And the Lord passed before him and proclaimed, "The Lord, the Lord God, merciful and gracious, longsuffering, and abounding in goodness and truth, keeping mercy for thousands, forgiving iniquity and transgression and sin, by no means clearing the guilty..."

God's Law

Romans 7:12- "Therefore the law is holy, and the commandment holy and just and good."

"All things in nature testify to the tender, fatherly care of our God and to His desire to make His children happy. His prohibitions and injunctions are not intended merely to display His authority, but in all that He does He has the well-being of His children in view. He does not require them to give up anything that it would be for their best interest to retain."³



B. CHRISTIAN WITNESSING

Definition: A Christian sharing with non-Christians his/her personal experience with Jesus.

If we are going to witness we must have a first-hand experience with God's character and His beautiful law.

1 John 1:1-3- "That which was from the beginning, which we have **heard**, which we have **seen with our eyes**, which we have **looked upon**, and **our hands have handled**, concerning the Word of life—the life was manifested, and we have **seen**, and **bear witness**, and declare to you that eternal life which was with the Father and was manifested to us—that which we have **seen** and **heard** we declare to you, that you also may have fellowship with us; and truly our fellowship is with the Father and with His Son Jesus Christ." (emphasis added)

"No man has any right to recommend to others what he has not himself tasted and tested. Some people need something to tell more than they need power to tell it. Too often we preach of things in which we have no personal experience. I earnestly ask: What have you to tell that makes you so eager for God to give you power to tell it?"⁴

"_____ is a natural result of our _____ and _____ to Jesus."⁵

Lifestyle Evangelism Definition: "[T]he process through which the everyday words and deeds of a maturing Christian draw others to Christ."⁶

³ Ellen G. White, *Patriarchs and Prophets*, 600.

⁴ LeRoy E. Froom, *The Coming of the Comforter*, 104, 105.

⁵ Martin, *The Science of Soul Winning*, 1:20.

⁶ Ibid., 1:67.

“From a Christian perspective...witnessing is more than what we say at certain inspired moments. Witnessing involves all that we **are** and **do**. We cannot avoid witnessing. However, we may do it in such a way that the Holy Spirit may use it for His purposes, or we may do it so poorly that those who observe us get a distorted understanding of what Christianity is all about.”⁷

“It is not by preaching the truth, not only by distributing literature, that we are to witness for God. Let us remember that a Christlike life is **the most powerful argument** that can be advanced in favor of Christianity.”⁸

C. WHAT IS A PERSONAL TESTIMONY?

Courtroom Definition: A statement by a person who is brought into a courtroom and placed under oath to tell, attest to, or give witness to his or her personal knowledge and/or experience with reference to the case that is being heard.

Christian Definition: An account relating to others one’s personal knowledge and first-hand experience with Jesus Christ and His transforming power.

D. WITNESSING WITH YOUR PERSONAL TESTIMONY

The _____ “may be the most powerful tool available to the willing witness.”⁹

Revelation 12:11- “And they overcame him by the blood of the Lamb and by the word of their testimony, and they did not love their lives to the death.”

“There is **nothing** as influential to convert others than our own testimony of what God has done for us.”¹⁰

“As witnesses for Christ, we are to tell what we know, what we ourselves have seen and heard and felt....We can tell how we have tested His promise, and found the promise true. We can bear witness to what we have known of the grace of Christ. This is the witness for which our Lord calls, and for want of which the world is perishing.”¹¹

People can argue and disagree with us concerning what we teach but they cannot argue or disagree with your own personal life experience.

⁷ Martin, *Turning the World Upside Down*, 9. (emphasis added)

⁸ Martin, *The Science of Soul Winning*, 1:67. (emphasis added)

⁹ Will McRaney, Jr., *The Art of Personal Evangelism: Sharing Jesus in a Changing Culture*, 235.

¹⁰ Gary Gibbs, *Winsome Witnessing*, 61. (emphasis added)

¹¹ Ellen G. White, *The Desire of Ages*, 340.

“Stories have a way of breaking down barriers. People usually turn off their critical-thinking skills and drop their guards when listening to a story.”¹²

“Strive to arouse men and women from their spiritual insensibility. Tell them how you found Jesus and how blessed you have been since you gained an experience in His service. Tell them what blessing comes to you as you sit at the feet of Jesus and learn precious lessons from His word. Tell them of the gladness and joy that there is in the Christian life. Your warm, fervent words will convince them that you have found the pearl of great price. Let your cheerful, encouraging words show that you have certainly found the higher way. This is genuine missionary work, and as it is done, many will awake as from a dream.”¹³

“A testimony is effective in all cultures, especially the _____ culture the church is now facing in America.”¹⁴

Notice these biblical examples of converted individuals going out and sharing their testimonies.

The Demoniac

Mark 5:20- “And he departed and began to proclaim in Decapolis all that Jesus had done for him; and all marveled.”

The Woman at the Well

John 4:39- “Many of the Samaritans of that city believed in Him because of the word of the woman who testified.”

Our personal testimonies give people _____ that we are qualified to share Christ. They are like our _____. It should be one of the first spiritual things that you share with someone when witnessing.

E. TWO MAJOR KINDS OF PERSONAL TESTIMONIES

1. _____ **Testimonies:** These testimonies focus on how Jesus is impacting your life in relation to typical human needs, problems, and issues.
2. _____ **Testimonies:** These testimonies focus on how you came to know Jesus and trust in Him. There are 3 major parts to salvation testimonies and a close.

¹² McRaney, Jr., *The Art of Personal Evangelism*, 235.

¹³ White, *Testimonies for the Church*, 9:38.

¹⁴ McRaney, Jr., *The Art of Personal Evangelism*, 235.

F. SHARING YOUR SALVATION TESTIMONY

1. Your life BEFORE accepting Christ (_____)

“I needed help...”¹⁵

“Write what your life was like before you came to know Christ.”¹⁶

“This part of the testimony seeks to give the listener something to identify with. If the listeners see similarities between their own experience and that of the witness, they will be more likely to accept the solutions the believer has found.”¹⁷

Share _____ symptoms that distressed you before you accepted Jesus as your Savior. When possible share aspects of your life experience that are similar to those of the person with which you are sharing.

- | | | |
|---------------------|----------------|---------------|
| -Fears | -Uncertainties | -Unhappiness |
| -Inner Anxieties | -Emptiness | -Hopelessness |
| -Enslavement to Sin | | |

2. Your acceptance of Christ (_____)

“...and I found it in Jesus.”¹⁸

“Write how you came to know were lost and how you came to see Jesus as the Forgiver and Leader of your life.”¹⁹

Share _____ things that brought you to Jesus.

“Never give a long list of sacrifices you had to make since you became a Christian or the things you had to give up or the hardships you had to face. Instead, emphasis the positive benefits of being a Christian.”²⁰

3. Your life AFTER having accepted Christ (_____)

“Every want was supplied, the hunger of my soul was satisfied; and the Bible is to me the revelation of Christ. I believe in Jesus because He is to me a divine Saviour.”²¹

“Write out the major one or two positive differences/changes Christ is making in your life.”²²

“Tell them how you found Jesus, and how blessed you have been since you gained an experience in Hi service....Tell them of the gladness and joy there is in the Christian life.”²³

¹⁵ White, *Testimonies for the Church*, 8:321.

¹⁶ McRaney, Jr., *The Art of Personal Evangelism*, 236.

¹⁷ Martin, *The Science of Soul Winning*, 1:109.

¹⁸ White, *Testimonies for the Church*, 8:321.

¹⁹ McRaney, Jr., *The Art of Personal Evangelism*, 236.

²⁰ Martin, *The Science of Soul Winning*, 1:111.

²¹ White, *Testimonies for the Church*, 8:321.

²² McRaney, Jr., *The Art of Personal Evangelism*, 236.

²³ White, *Evangelism*, 486.

“An emphasis on the warmth and friendliness the believer has found in the church usually strikes a responsive chord in the hearts of lonely people.”²⁴

Share the _____ positive benefits of being in a relationship with Christ.
Tell what He has done for you since your conversion.

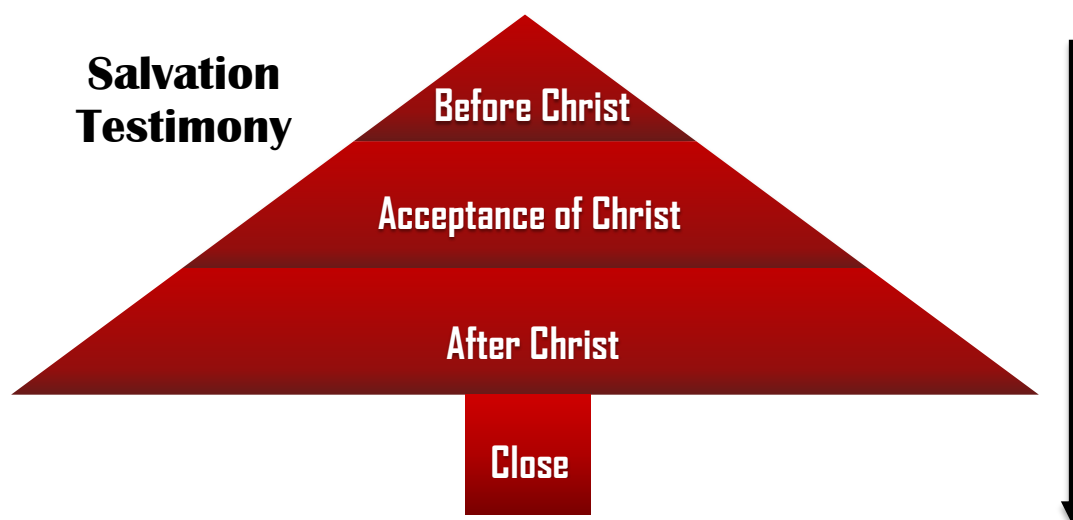
- | | | |
|------------------------|---------------------------|--------------------------------------|
| -Genuine Friendships | -Forgiveness from Sin | -Release from Guilt |
| -Eternal Life | -Joy | -Jesus' Presence Times of Difficulty |
| -Health | -Love | -Peace |
| -Deliverance from Fear | -New Life Perspective | -Fellowship with God's People |
| -Fulfillment | -Power of the Holy Spirit | -Purpose |

4. The Close

“Close in such a way as to lead the person to Christ, not away from Him if they do not receive Christ in that setting.”²⁵

Use an appropriate _____ that ties your testimony together.

“Try to develop your testimony around one major theme with supporting information.”²⁶



G. THOU SHALT NOT DO THESE THINGS

1. Do not use religious clichés or _____.

“Write in understandable language, removing religious terms that would not be understood.”²⁷

Examples to avoid:

- “Since I came into the message...”
- “When I learned the truth of the Sabbath...”

²⁴ Martin, *The Science of Soul Winning*, 1:109.

²⁵ McRaney, Jr., *The Art of Personal Evangelism*, 237.

²⁶ Ibid., 236.

²⁷ Ibid.

- “Since I joined the remnant church...”

2. Do not _____ by telling the details of how sinful you used to be. “There are Christians who think and speak altogether **too much** about the power of Satan. They think of their adversary, they pray about him, they talk about him, and he looms up greater and greater in their imagination. It is true that Satan is a powerful being; but, thank God, we have a mighty Savior, who cast out the evil one from heaven. Satan is pleased when we magnify his power. **Why not talk of Jesus? Why not magnify His power and His love?**”²⁸

“Beware of the danger of dwelling too much on the first part” of your testimony.”²⁹

3. Do not speak _____ of other churches. “Don’t be negative about other religions or in any matter if possible.”³⁰
4. Don’t _____ details or worry that your testimony is not exciting enough to share.
5. Don’t use too many _____ (one to three are probably in order).
6. Don’t feel that you have to share _____ your testimony at once if the situation warrants a delay.
7. Don’t _____ your testimony.

H. THOU SHALT DO THESE THINGS

1. Keep it focused on _____ and the plan of salvation. **UPLIFT JESUS!** John 12:32- “And I, if I be lifted up from the earth, will draw all men unto me.”

“Keep your testimony on point without too many details that distract people from seeing Christ.”³¹

Use phrases like:

- “Since I accepted Christ...”
- “After I accepted Jesus as my Saviour...”
- “Jesus has given me...”

2. Keep it _____. “The testimony should be prepared to be shared in about three minutes if shared without dialogue.”³²
3. _____ in any way with the people with whom you’re sharing.

²⁸ White, *The Desire of Ages*, 493. (emphasis added)

²⁹ Martin, *The Science of Soul Winning*, 1:109.

³⁰ McRaney, Jr., *The Art of Personal Evangelism*, 236.

³¹ Ibid.

³² Ibid.

“Focus on how your story connects with the lost person, not just on telling your story.”³³

4. Write and practice your testimony with Christian friends until it becomes natural. Get their _____ and make _____.

5. Learn to share your testimony from any _____.

- front, middle, back
- middle, back, front
- back, front, middle

6. Learn to ask people _____ about themselves. This will usually lead to the lost person’s asking you about yourself to give you an opportunity to share your testimony.

I. AN ENCOURAGING WORD

“Remember that not everyone will be receptive to your presentation, no matter how well prepared or appealing it may be. God has given every human being the power of choice, and we should respect it. Remember that not even Jesus was able to win every soul to whom He appealed.”³⁴

“Remember that soul-winning work is God’s work. This being true, feelings of personal failure or success should not have a place in it.”³⁵

“Workers for Christ are never to think, much less to speak, of failure in their work.”³⁶

EXAMPLE TESTIMONY: PAUL’S TESTIMONY (ACTS 22:3-21)

Before Christ

Acts 22:3-5- “I am indeed a Jew, born in Tarsus of Cilicia, but brought up in this city at the feet of Gamaliel, taught according to the strictness of our fathers’ law, and was zealous toward God as you all are today. I persecuted this Way to the death, binding and delivering into prisons both men and women, as also the high priest bears me witness, and all the council of the elders, from whom I also received letters to the brethren, and went to Damascus to bring in chains even those who were there to Jerusalem to be punished.”

Acceptance of Christ

Acts 22:6-11- “Now it happened, as I journeyed and came near Damascus at about noon, suddenly a great light from heaven shone around me. And I fell to the ground and heard a voice saying to me, ‘Saul, Saul, why are you persecuting Me?’ So I answered, ‘Who are You, Lord?’ And He said to me, ‘I am Jesus of Nazareth, whom you are persecuting.’

³³ Ibid., 237.

³⁴ Martin, *The Science of Soul Winning*, 1:114.

³⁵ Ibid.

³⁶ White, *Gospel Workers*, 19.

~SESSION IV~

PRESENTING THE GOSPEL

Pastor Matthew L. Tinkham, Jr., BA

KEY



Mark 16:15- “And [Jesus] said to them, ‘Go into all the world and preach the gospel to every creature.’”

A. THE MOST IMPORTANT CONVERSATION YOU’LL EVER HAVE!

“Presenting the gospel is the _____ thing we do.”¹

The everlasting gospel is the most important message that you can share with anyone!

“Every student should either make a favorable decision for Christ or reaffirm their commitment to Him **before** you introduce testing truths....What difference does it make if you help someone become a Sabbath-keeping, tithe-paying vegetarian if they have not surrendered to Jesus?”²

“The decision for Christ should be gained **before** taking up what we speak of as ‘testing truths,’ such as the Sabbath, the state of the dead, Christian standards, and other matters that may affect the person’s lifestyle.”³

B. WHAT IS A GOSPEL PRESENTATION?

Definition: “A gospel presentation is a presentation of the basics of the good news of the Lordship of Jesus Christ, His kingdom come/coming, His death, burial, and resurrection, and the free forgiveness of sins for those who repent and trust in the person of Jesus Christ.”⁴

¹ Gary Gibbs, *Winsome Witnessing*, 56.

² Ibid. (emphasis added)

³ Carlos Martin, *The Science of Soul Winning*, 1:117. (emphasis added)

⁴ http://www.theopedia.com/Gospel_presentations

C. GIVING A GOSPEL PRESENTATION

“A Christian witness should always be ready to identify an opportunity to present the gospel. Sometimes the opportunity appears in unusual places and circumstances.”⁵

“The gospel is to be presented not as a lifeless theory, but as a living force to change the life. God desires that the receivers of His grace shall be witnesses to its power....He is not content merely to announce these blessings; He presents them in the most attractive way to excite a desire to possess them.”⁶

In order for your gospel presentation to produce the fruit hoped for these four factors must align.

1. “The extent to which you have won the confidence of the individual” with which you are studying.⁷
2. “The amount of his[/her] knowledge and understanding of the plan of salvation.”⁸
3. “The degree of his[/her] desire for what Christ has to offer.”⁹
4. “The measure of his[/her] willingness to yield to the Holy Spirit.”¹⁰

To launch into a gospel presentation you should start with a _____. Here are some options:

- “In your opinion, how does one become a Christian?”
- “Would you be ready to meet Jesus if He should return now?”
- “Do you have the assurance of eternal life if you were to suddenly die tonight?”
- “If you were to go up to the pearly white gates of heaven, and before you enter, an angel stops you and says, ‘John, we are so happy that you are here. We have been looking forward to your entrance into heaven for a long time. But before we let you in we need you to answer a question. Why should God let you enter?’ how would you answer the angel’s question?”

If the individual does not understand and/or has not experienced the gospel (which can be determined by how they answer the question), then give him/her a _____.

Here are five examples of different types of gospel presentations you could make. Each of these will appeal to different types of people.

⁵ Martin, *The Science of Soul Winning*, 1:115.

⁶ Ellen G. White, *The Desire of Ages*, 826.

⁷ Martin, *The Science of Soul Winning*, 1:117.

⁸ Ibid.

⁹ Ibid.

¹⁰ Ibid.

EXAMPLE 1: THE GOSPEL KEYCHAIN

–Will McRaney, Jr., *The Art of Personal Evangelism: Sharing Jesus in a Changing Culture*, p. 239.

This unique gospel presentation will appeal more to the kinesthetic learners. The keychain can be placed on the Bible study contact's key ring and serve as a reminder the day they accepted Jesus as Savior and Lord.

Supplies Needed:

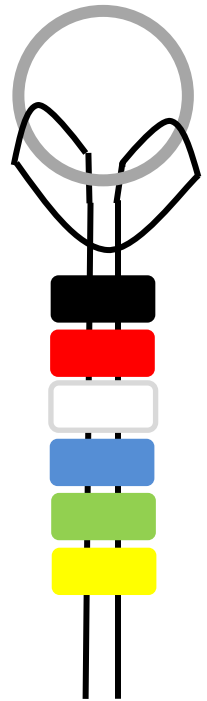
- Short piece of string leather
- Key ring
- Colored beads (1 black, 1 red, 1 white, 1 blue, 1 green, 1 yellow)

Instructions:

1. Knot the piece of string leather around the key ring as shown.
2. Push both ends of the string leather through the colored beads in the following order: black, red, white, blue, green, and yellow.

Meaning:

- Knot: Beginning of our lives
- Black: Sin has separated us from God
- Red: Jesus died to pay for our sins
- White: Jesus gives us His robe of righteousness making us white as snow
- Blue: Baptism shows the world our death to self and surrender to Christ
- Green: As we grow in Christ, the Holy Spirit transforms us into His likeness
- Yellow: We will soon receive our crowns of glory and eternal life in heaven



EXAMPLE 2: AROUND THE BASES

–Will McRaney, Jr., *The Art of Personal Evangelism: Sharing Jesus in a Changing Culture*, p. 238.

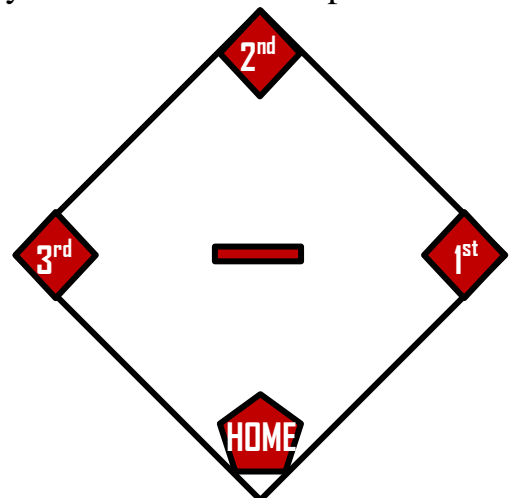
A gospel presentation that will appeal to your Bible study contacts who love sports.

1st Base: God has good plans for us and desires to have a close relationship with us.

2nd Base: Sin has separated us from God breaking the our relationship with Him.

3rd Base: Christ died on the cross to pay for our wrongdoing and to bring us back into relationship with God.

HOME: If we want to get to our heavenly home and partake of God's good plans for us, we must receive Christ.



EXAMPLE 3: THE BRIDGE DIAGRAM


—www.gbworldwide.org/downloads/bridgediagram.pdf

A simple, graphical tool used to illustrate and present the gospel in a clear and concise manner.

1. Begin by explaining what you will be doing and give an introduction to the gospel: *I would like to share with you something called the gospel. The word “gospel” literally meant “good news” in Greek and was what Jesus focused on when he taught and preached.*

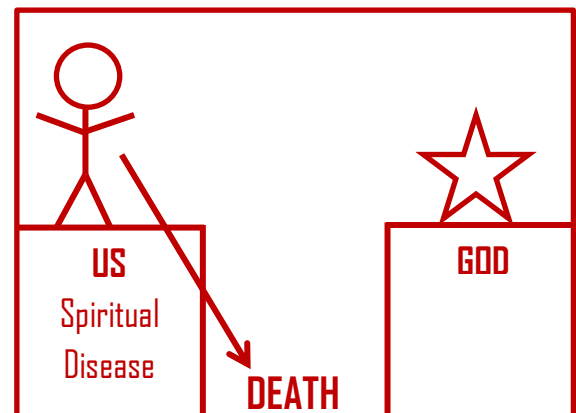
2. Begin drawing the bridge diagram:

The gospel, however, begins with some bad news. The left side of this picture represents all human beings, including you and me. The right side with the star represents God. God is “holy,” which means that he is “pure.”




3. Talk about the spiritual disease called sin:

But we have been separated from God (point to chasm) because we have a spiritual disease. That spiritual disease is called “sin.” This spiritual disease leads us to act, speak, and think in ways that are contrary to God’s purity. For instance, we may lie, covet, gossip, belittle others (or substitute own list). This spiritual disease is 100% fatal; it inevitably leads to spiritual death and finally.




4. Talk about God’s solution:

But God has a problem too because He still loves us and wants a relationship with us. God had to find a way to bridge this gap. He sent His Son, Jesus, to come to this earth and live a life without sin. He died on the cross and was buried to pay for all the wrong things we have done. Jesus rose from the dead on the third day. He conquered death once and for all and made it possible for us to receive spiritual health instead of disease and abundant life instead of death.



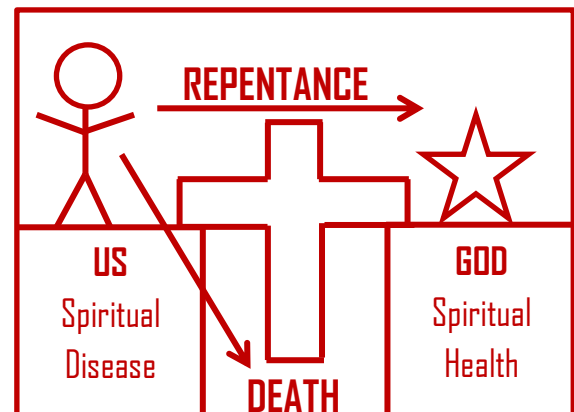
5. Explain the promise of abundant life:

Through Jesus and the cross, we now have access to God and the promise of spiritual health. The signs of spiritual health are things like love, joy, peace, the certainty of eternal life with God, a relationship with God, and power.



6. Talk about repentance:

To accept this spiritual health and cross over from death to life, we must repent. Repentance means a “change of heart:” a change of heart in recognizing our spiritual disease, a change of heart in recognizing Jesus’ ability to take that away, a change of heart in receiving spiritual health and abundant life, and a change of heart in claiming Jesus as the leader of your life.



7. Ask the diagnostic question:

If you had to place yourself in this diagram, where do you think you would place yourself?

A. If the person places him/herself on the left side:

Is there anything that would prevent you from repenting today and crossing over to receive spiritual health and abundant life?

If YES, address obstacles.

If NO, invite them to cross over the bridge today with prayer.

B. If the person places him/herself on the right side:

Great! Can you share with me when and how you made that decision to cross over?

C. If the person places him/herself on the cross or is unsure:

May I suggest the following: (Draw figure on the left side of the cross with arrow moving to the right) Are you over here but moving towards the right hand side?

If YES, go to A. and re-word as “completely crossing over.”

If NO, ask for clarification.

8. The prayer:

In the prayer, invite the person to repeat after you line by line. A suggested prayer:

Jesus, I know that I have a spiritual disease. I know that you came and died to cure me of this disease. I know that you rose again to conquer death. I receive your spiritual health and abundant life today. I choose to follow you as my leader from now on. Amen.

EXAMPLE 4: THE 4 SPIRITUAL LAWS

–Bill Bright, *Campus Crusade for Christ*, website.

HAVE YOU HEARD OF THE 4 SPIRITUAL LAWS?

Just as there are physical laws that govern the physical universe, so are there spiritual laws that govern your relationship with God.

LAW 1: God loves you and offers a wonderful plan for your life.

- **God's Love**

"God so loved the world that He gave His one and only Son, that whoever believes in Him shall not perish but have eternal life" (John 3:16, NIV).

- **God's Plan**

[Christ speaking] "I came that they might have life, and might have it abundantly" [that it might be full and meaningful] (John 10:10).

Transition: Why is it that most people are not experiencing that abundant life? Because...

LAW 2: Man is sinful and separated from God. Therefore, he cannot know and experience God's love and plan for his life.

- **Man is Sinful**

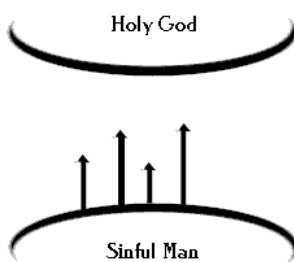
"All have sinned and fall short of the glory of God" (Romans 3:23).

Man was created to have fellowship with God; but, because of his own stubborn self-will, he chose to go his own independent way and fellowship with God was broken. This self-will, characterized by an attitude of active rebellion or passive indifference, is an evidence of what the Bible calls sin.

- **Man Is Separated**

"The wages of sin is death" [spiritual separation from God] (Romans 6:23).

"But your iniquities have separated between you and your God, and your sins have hid his face from you, that he will not hear." (Isaiah 59:2)



This diagram illustrates that God is holy and man is sinful. A great gulf separates the two. The arrows illustrate that man is continually trying to reach God and the abundant life through his own efforts, such as a good life, philosophy, or religion-but he inevitably fails.

The third law explains the only way to bridge this gulf...

LAW 3: Jesus Christ is God's only provision for man's sin. Through Him you can know and experience God's love and plan for your life.

- **He Died In Our Place**

"God demonstrates His own love toward us, in that while we were yet sinners, Christ died for us" (Romans 5:8).

- **He Rose from the Dead**

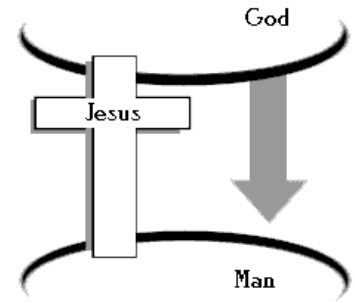
"Christ died for our sins... He was buried... He was raised on the third day, according to the

Scriptures... He appeared to Peter, then to the twelve. After that He appeared to more than five hundred..." (1 Corinthians 15:3-6).

- **He Is the Only Way to God**

"Jesus said to him, 'I am the way, and the truth, and the life, no one comes to the Father but through Me'" (John 14:6).

This diagram illustrates that God has bridged the gulf that separates us from Him by sending His Son, Jesus Christ, to die on the cross in our place to pay the penalty for our sins.



It is not enough just to know these three laws...

LAW 4: We must individually receive Jesus Christ as Savior and Lord; then we can know and experience God's love and plan for our lives.

- **We Must Receive Christ**

"As many as received Him, to them He gave the right to become children of God, even to those who believe in His name" (John 1:12).

- **We Receive Christ Through Faith**

"By grace you have been saved through faith; and that not of yourselves, it is the gift of God; not as result of works that no one should boast" (Ephesians 2:8,9).

- **When We Receive Christ, We Experience a New Birth**

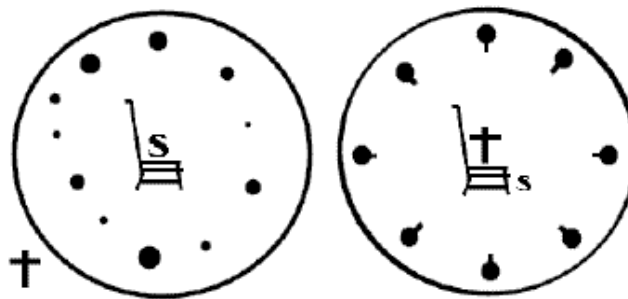
(Read John 3:1-8.)

- **We Receive Christ Through Personal Invitation**

[Christ speaking] "Behold, I stand at the door and knock; if any one hears My voice and opens the door, I will come in to him" (Revelation 3:20).

Receiving Christ involves turning to God from self (repentance) and trusting Christ to come into our lives to forgive our sins and to make us what He wants us to be. Just to agree **intellectually** that Jesus Christ is the Son of God and that He died on the cross for our sins is not enough. Nor is it enough to have an **emotional** experience. We receive Jesus Christ by **faith**, as an act of the **will**.

These two circles represent two kinds of lives:



Self-Directed Life

S-Self is on the throne

†-Christ is outside the life

●-Interests are directed by self, often resulting in discord and frustration

Christ-Directed Life

†-Christ is in the life and on the throne

S-Self is yielding to Christ, resulting in harmony with God's plan

●-Interests are directed by Christ, resulting in harmony with God's plan

Which circle best represents your life?

Which circle would you like to have represent your life?

The following explains how you can receive Christ:

You Can Receive Christ Right Now by Faith Through Prayer (Prayer is talking with God)

God knows your heart and is not so concerned with your words as He is with the attitude of your heart.

The following is a suggested prayer:

Lord Jesus, I need You. Thank You for dying on the cross for my sins. I open the door of my life and receive You as my Savior and Lord. Thank You for forgiving my sins and giving me eternal life. Take control of the throne of my life. Make me the kind of person You want me to be.

Does this prayer express the desire of your heart? If it does, I invite you to pray this prayer right now, and Christ will come into your life, as He promised.

EXAMPLE 5: THE ROMAN ROAD

—<http://www.allaboutgod.com/Roman-Road.htm>

The Roman Road: The Highway to a Relationship with God

Roman Road – it's not just a systematic way to build highways inherited from the Roman Empire in the 1st Century. It's also God's plan of salvation set forth in Paul's letter to the Romans. Also known as the Roman Road, the following is a collection of passages that build a beautiful and systematic approach to the gospel of grace by and through Jesus Christ.

Romans 1:20, 21- We must acknowledge God as the Creator of everything and accept our humble position in God's creation.

Romans 3:23- We must all realize that we are sinners and that we need forgiveness. We are not worthy of God's grace.

Romans 5:8- Through Jesus, God gave us a way to be saved from our sins. God showed us His love by giving us the potential for life through the death of His Son, Jesus Christ.

Romans 6:23- If we remain sinners, we will die. However, if we accept Jesus as our Lord and Savior and repent of our sins, we will have eternal life.

Romans 10:9, 10- Just confess that Jesus is Lord and believe in your heart that God raised Him from the dead and you will be saved!

Romans 10:13- There are no religious formulas or rituals. Call upon the name of the Lord and you will be saved!

Romans 11:36- Determine in your heart to make Jesus Christ the Lord of your life today.

Roman Road: Are You Ready to Accept God's Gift of Salvation?

If you truly believe the message of the Roman Road, and want to accept God's gift of salvation right now, it's a matter of repenting of your sins and turning the rest of your life over to Jesus Christ. Again, this is not a ritual based on any specific words or prayers, but rather, a willful decision and a sincere step of faith.

D. No LIMITS!

You are not limited to these presentations alone. Use your creativity to develop a gospel presentation to personally cater to the situation of the individual with whom you are studying.

E. A CONFESSION OF FAITH

After making a gospel presentation, the Bible study contact should be encouraged to make a confession of faith.

Definition: "A confession of faith is a statement of faith in Jesus" made in the presence of witnesses.¹¹

John 17:20- "I do not pray for these alone, but also for those who will believe in Me through their word."

Though not all versions of the Bible include Acts 8:37 (the Ethiopian's confession) because of it being absent some New Testament manuscripts, it serves as a nice example of a confession of faith.

Acts 8:36, 37- "Now as they came down the road, they came to some water. And the eunuch said, 'See, here is water. What hinders me from being baptized?' Then Philip said, 'If you believe with all your heart, you may.' And he answered and said, 'I believe that Jesus Christ is the Son of God.'"

The Bible stressed the need of a confession to be connected to someone's acceptance of Jesus Christ as Lord and Savior.

Matthew 10:32, 33- "Therefore whoever confesses Me before men, him I will also confess before My Father who is in heaven. But whoever denies Me before men, him I will also deny before My Father who is in heaven."

Philippians 2:11- "...[E]very tongue should confess that Jesus Christ is Lord, to the glory of God the Father."

¹¹ Martin, *The Science of Soul Winning*, 1:102.

Paul stated in Romans 10:8-10 and 10:11, 13 that there are two conditions that must be met for one to receive salvation.

1. _____ with your mouth
2. _____ in your heart

Romans 10:8-10- “But what does it say? ‘The word is near you, in your mouth and in your heart’ (that is the word of faith which we preach): that if you confess with your mouth the Lord Jesus and believe in your heart that God has raised Him from the dead, you will be saved. For with the heart one believes unto righteousness, and with the mouth confession is made unto salvation.”

Romans 10:11, 13- “For the Scripture says, ‘Whoever believes on Him will not be put to shame.’ ...For ‘whoever calls on the name of the LORD shall be saved.’”

It is for this reason that Seventh-day Adventists require baptismal candidates to make a confession of faith before a local congregation that they believe in Jesus and have accepted His truth. We call this the _____.

A confession of faith should be made in front of witnesses and express belief and/or a decision that has been made.

The name of Jesus should be used in a confession of faith.

John 1:12- “But as many as received Him, to them He gave the right to become children of God, to those who believe in His name.”

John 20:31- “These are written that you may believe that Jesus is the Christ, the Son of God, and that believing you may have life in His name.”

Acts 3:16- “And His name, through faith in His name, has made this man strong, whom you see and know....”

Acts 4:12- “Nor is there salvation in any other, for there is no other name under heaven given among men by which we must be saved.”

1 Corinthians 6:11- “And such were some of you. But you were washed, but you were sanctified, but you were justified in the name of the Lord Jesus and by the Spirit of our God.”

Romans 10:13- “For ‘whoever calls on the name of the Lord shall be saved.’”

Philippians 2:9-11- “Therefore God also has highly exalted Him and given Him the name which is above every name, that at the name of Jesus every knee should bow, of those in heaven, and of those on earth, and of those under the earth, and that every tongue should confess that Jesus Christ is Lord, to the glory of God the Father.”

Examples:¹²

- “I love Jesus.”
- “Jesus is my Savior and Lord.”

¹² Ibid., 105.

PRACTICE 3

Use the space below to practice the bridge diagram gospel presentation with a friend.

*Much of the material in this handout has been compiled from Gary Gibbs' book, *Winsome Witnessing*, as well as Will McRaney, Jr.'s book, *The Art of Personal Evangelism: Sharing Jesus in a Changing Culture*. These books are excellent resources for any soul-winner. Gibbs' book may be purchased at your local Adventist Book Center (ABC) or online at www.adventistbookcenter.com and McRaney's book may be found at your local online at www.amazon.com.